

**Alberta Provincial
Achievement Testing**

**Assessment
Highlights
2012–2013**

**GRADE
6**

Social Studies

Alberta  Government

This document is an assessment highlights report on the 2013 Grade 6 Social Studies Achievement Test.

The assessment highlights report provides information about the test overall, test blueprints, and student performance on the achievement test that was administered in 2013. Also provided is commentary on areas of strength and weakness in student performance at the acceptable standard and the standard of excellence on selected items (from the 2013 achievement test). This information is intended for teachers and is best used in conjunction with the multi-year and detailed school reports that are available to schools via the extranet. Assessment Highlights reports for all achievement test subjects and grades will be posted on the Alberta Education website every year in the fall.

For further information, contact

Robyn Pederson, Grade 6 Humanities Assessment Standards Team Leader, at Robyn.Pederson@gov.ab.ca; Joanne Kallal, Grade 6 Humanities Examiner, at Joanne.Kallal@gov.ab.ca; or Ken Marcellus, Director, Achievement Testing, at Ken.Marcellus@gov.ab.ca in the Assessment Sector, or call (780) 427-0010. To call toll-free within Alberta, dial 310-0000.

The Alberta Education Internet address is education.alberta.ca.

This document was written primarily for:

Students	
Teachers	✓ of Grade 6 Social Studies
Administrators	✓
Parents	
General Audience	
Others	

Copyright 2013, the Crown in Right of Alberta, as represented by the Minister of Education, Alberta Education, Assessment Sector, 44 Capital Boulevard, 10044 108 Street NW, Edmonton, Alberta T5J 5E6, and its licensors. All rights reserved.

Special permission is granted to **Alberta educators only** to reproduce, for educational purposes and on a non-profit basis, parts of this document that do **not** contain excerpted material.

Excerpted material in this document **shall not** be reproduced without the written permission of the original publisher (see credits, where applicable).

Contents

The 2013 Grade 6 Social Studies Achievement Test	1
2013 Test Blueprint and Student Achievement in Multiple Choice.....	2
Commentary on 2013 Student Achievement	3
Achievement Testing Program Support Documents.....	5
Achievement Testing Program <i>General Information Bulletin</i>	5
Subject Bulletins	5
Examples of the Standards for Students' Writing	5
Previous Achievement Tests and Answer Keys.....	5
Parent Guides	5
Involvement of Teachers.....	5

The 2013 Grade 6 Social Studies Achievement Test

This report provides teachers, school administrators, and the public with an overview of the performance of those students who wrote the 2013 Grade 6 Social Studies Achievement Test.

How Many Students Wrote the Test?

A total of 39 599 students wrote the 2013 Grade 6 Social Studies Achievement Test.

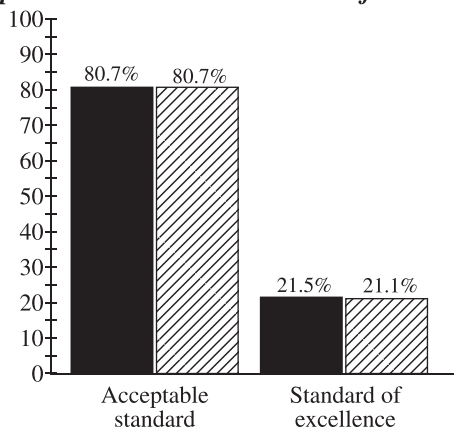
What Was the Test Like?


The 2013 Grade 6 Social Studies Achievement Test consisted of 50 multiple-choice questions based on two social studies topics: Citizens Participating in Decision Making and Historical Models of Democracy – Ancient Athens, Iroquois Confederacy.


How Well Did Students Do?

The percentages of students meeting the *acceptable standard* and the *standard of excellence* in 2013 are shown in the graph below. Out of a total score of 50 on the test, the provincial average was 32.1/50 (64.2%). The examination statistics that are included in this document represent all writers: both French and English. If you would like to obtain English-only or French-only statistics that apply to your school, please refer to the detailed reports that are available on the Extranet.

**Percentage of Students Meeting the
Acceptable Standard & Standard of Excellence (%)**



 2012 Achievement Standards: The percentage of students in the province who met the *acceptable standard* and the *standard of excellence* on the 2012 Grade 6 Social Studies Achievement Test (based on those who wrote).

 2013 Achievement Standards: The percentage of students in the province who met the *acceptable standard* and the *standard of excellence* on the 2013 Grade 6 Social Studies Achievement Test (based on those who wrote).

2013 Test Blueprint and Student Achievement in Multiple Choice

Student achievement on the 2013 Grade 6 Social Studies Achievement Test averaged 32.1 out of a total score of 50 (64.2%).

The blueprint below shows the reporting categories and test sections (curricular content areas) by which 2013 summary data are reported to schools and school authorities, and the provincial average of student achievement by both raw score and percentage.

Multiple Choice: 50 Questions

		Knowledge and Understanding	Skills and Processes	Provincial Student Achievement Average (Raw Score and Percentage)
Citizens Participating in Decision Making	Democratic Principles and Ideals			6.8/10 (68.0%)
	Structure and Function of Local and Provincial Government			6.3/10 (63.0%)
	Individual, Group, and Community Involvement			6.2/9 (68.9%)
Historical Models of Democracy	Ancient Athens			6.0/10 (60.0%)
	Iroquois Confederacy			6.7/11 (60.9%)
Number (Percentage) of Questions		12.3/20 (61.5%)	19.8/30 (66.0%)	32.1/50 (64.2%)

Commentary on 2013 Student Achievement

The following discussion addresses specific areas of strength and weakness demonstrated by students who wrote the 2013 Grade 6 Social Studies Achievement Test. Sample questions from the 2013 Grade 6 Social Studies Achievement Tests are provided to highlight these areas for students meeting the *acceptable standard* and for those meeting the *standard of excellence*. These questions are no longer secured and will not be reused on future achievement tests.

Multiple-choice question 1 was a Knowledge and Understanding question and is found in the **Citizens Participating in Decision Making: Democratic Principles and Ideals** reporting category.

1. Which of the following rights or freedoms from the Canadian Charter of Rights and Freedoms guarantees parents the right to have their child educated in a Francophone school?
 - A. Freedom of association
 - B. Official languages rights
 - *C. Minority language education rights
 - D. Freedom of conscience and religion

This question was moderately challenging, with 62.6% of all students answering correctly. Students needed to recall the correct right or freedom that corresponded to the given example. Option **A** was chosen by 4.8% of students. Option **B** was chosen by 23.7% of students. Option **D** was chosen by 8.9% of students. Approximately 65.1% of students who met the acceptable standard were able to answer this question correctly. Approximately 76.8% of students who met the standard of excellence chose the correct response.

Multiple-choice question 37 was a Skills and Processes question and is found in the **Historical Models of Democracy: Ancient Athens** reporting category.

Use the following table to answer question 37.

Position	How They Were Chosen
Assembly	Nominated by fellow citizens
Military leader	A show of hands by individuals
Council of 500 member	X
Officer of the court	Highest number of white stones in a jug

37. Which of the following statements would be correctly placed in location X?
 - A. Name most often scratched on pottery
 - *B. Participants used a lottery system
 - C. Volunteers asked for the position
 - D. Every tenth person was selected

This question was slightly easier than the previous example, with 70.2% of all students answering correctly. Students needed to select correct information to complete a chart. Option **A** was chosen by 7.4% of students. Option **C** was chosen by 9.5% of students. Option **D** was chosen by 12.7% of students. Approximately 74.1% of students who met the acceptable standard were able to answer this question correctly. Approximately 92.4% of students who met the standard of excellence chose the correct response.

Multiple-choice question 42 was a Knowledge and Understanding question and is found in the **Historical Models of Democracy: Iroquois Confederacy** reporting category.

42. Evidence of decisions made years ago by the Grand Council of the Iroquois Confederacy can be found on
- A. tree bark
 - B. peace pipes
 - C. walls of caves
 - *D. wampum belts

This question was quite easy, with 84.3% of all students answering correctly. Students needed to correctly identify the manner in which decisions were recorded by a specific decision-making body. Option **A** was chosen by 4.2% of all students. Option **B** was chosen by 4.3% of all students. Option **C** was chosen by 7.2% of all students. Approximately 88.8% of students who met the acceptable standard were able to answer this question correctly. Approximately 97.0% of students who met the standard of excellence chose the correct response.

Achievement Testing Program Support Documents

The Alberta Education website contains several documents that provide valuable information about various aspects of the achievement testing program. To access these documents, go to the Alberta Education website at education.alberta.ca. From the home page, follow this path: *Teachers > Provincial Testing > Achievement Tests*, and then click on one of the specific links under the *Achievement Tests* heading to access the following documents.

Achievement Testing Program General Information Bulletin

The [*General Information Bulletin*](#) is a compilation of several documents produced by Alberta Education and is intended to provide superintendents, principals, and teachers with easy access to information about all aspects of the achievement testing program. Sections in the bulletin contain information pertaining to schedules and significant dates; security and test rules; test administration directives, guidelines, and procedures; calculator and computer policies; test accommodations; test marking and results; field testing; resources and web documents; forms and samples; and Assessment Sector contacts.

Subject Bulletins

At the beginning of each school year, subject bulletins are posted on the Alberta Education website for all achievement test subjects for grades 3, 6, and 9. Each bulletin provides descriptions of assessment standards, test design and blueprinting, and scoring guides (where applicable) as well as suggestions for preparing students to write the tests and information about how teachers can participate in test development activities.

Examples of the Standards for Students' Writing

For achievement tests in grades 3, 6, and 9 English Language Arts and Français/French Language Arts, writing samples have been designed to be used by teachers and students to enhance students' writing and to assess this writing relative to the standards inherent in the scoring guides for the achievement tests. The exemplars documents contain sample responses with scoring rationales that relate student work to the scoring categories and scoring criteria.

Previous Achievement Tests and Answer Keys

All January achievement tests (parts A and B) for Grade 9 semestered students are secured and must be returned to Alberta Education. All May/June achievement tests are secured except Part A of grades 3, 6, and 9 English Language Arts and Français/French Language Arts. Unused or extra copies of only these Part A tests may be kept at the school after administration. Teachers may also use the released items and/or tests that are posted on the Alberta Education website.

Parent Guides

Each school year, versions of the [*Parent Guide to Provincial Achievement Testing*](#) for grades 3, 6, and 9 are posted on the Alberta Education website. Each guide presents answers to frequently asked questions about the achievement testing program as well as descriptions of and sample questions for each achievement test subject.

Involvement of Teachers

Teachers of grades 3, 6, and 9 are encouraged to take part in activities related to the achievement testing program. These activities include item development, test validation, field testing, and marking. In addition, arrangements can be made through the Alberta Regional Professional Development Consortia for teacher in-service workshops on topics such as Interpreting Achievement Test Results to Improve Student Learning.