

# Grade 9 Achievement Tests – June 2018

## Individual Student Profile

Student Name:  
 Alberta Student Number:  
 School of Writing:  
 School Authority:



### Parent Copy

#### Graph Legend

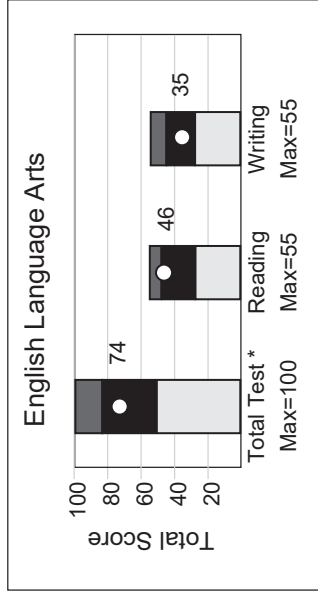
- Standard of Excellence
- Acceptable Standard
- Below Acceptable Standard

Student Score

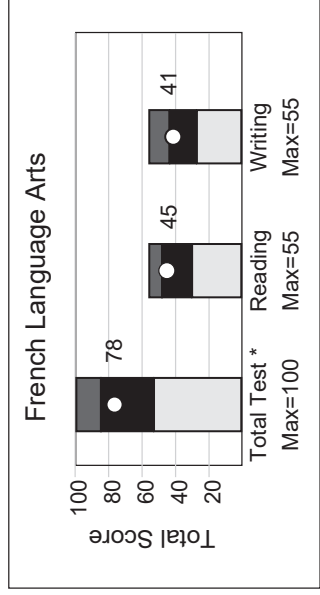
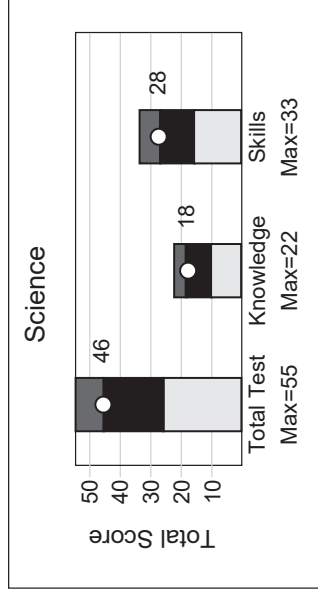
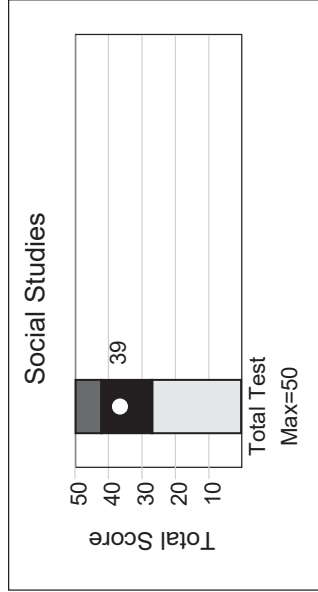
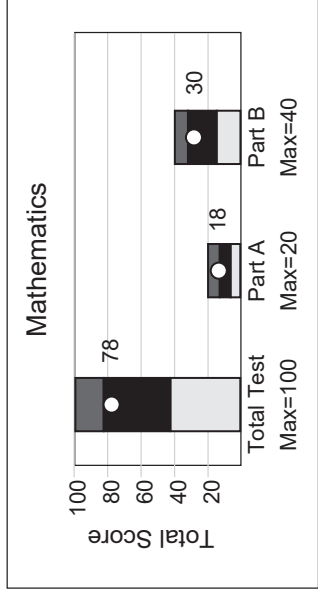
#### Explanatory Notes

The point on each bar graph indicates the score obtained by the student on the total test and on each of the two components of the test.

The shaded regions indicate the range of scores at the Standard of Excellence (dark grey region), the Acceptable Standard (black region), and below the acceptable standard (light grey region).



\* Reading and Writing are weighted equally in the calculation of the total score.



\* Reading and Writing are weighted equally in the calculation of the total score.

**Grade 9 Achievement Tests – June 2018**  
**Individual Student Profile**  
**Parent Copy**

Student Name:  
 Alberta Student Number:  
 School of Writing:  
 School Authority:



Subject	Component	Student's Results			Range of Scores Within Each Standard <sup>1</sup>	
		Score	Standard Achieved	Acceptable Standard	Standard of Excellence	
English Language Arts	Total Test <sup>2</sup>	74/100	Acceptable	51-81	82-100	
	Reading	46/55	Acceptable	28-45	46-50	
	Writing	35/55	Acceptable	28-43	44-55	
Mathematics	Total Test <sup>3</sup>	78/100	Acceptable	42-80	81-100	
	Part A	18/20	Excellence	8-14	15-20	
	Part B	30/40	Acceptable	17-32	33-40	
Social Studies	Total Test <sup>4</sup>	39/50	Acceptable	27-42	43-50	
Science	Total Test	46/55	Excellence	26-45	46-55	
	Knowledge Skills	18/22 28/33	Acceptable Excellence	10-18 16-26	19-22 27-33	
French Language Arts	Total Test <sup>2</sup>	78/100	Acceptable	54-84	85-100	
	Reading Writing	45/55 41/55	Acceptable Acceptable	32-48 28-43	49-50 44-55	

The table above provides the student's scores for each subject and for the components of that subject. Also included is the range of scores that define each standard.

- <sup>1</sup> These standards reflect provincial expectations.
- <sup>2</sup> Reading and Writing reporting categories are weighted equally in the calculation of the total score for English Language Arts and French Language Arts.
- <sup>3</sup> Part A is worth 20% and Part B is worth 80% in the calculation of the total score for Grade 9 Mathematics.
- <sup>4</sup> Provincial standards are only set on the total test.

Additional information regarding the results of your school and school authority, as well as provincial results, are available on our web site at <http://education.alberta.ca/admin/testing.aspx>.

For further explanation, contact Nicole Lamarre, Director (Student Learning Assessment & Provincial Achievement Testing), Provincial Assessment Sector, via email at: [Nicole.Lamarre@gov.ab.ca](mailto:Nicole.Lamarre@gov.ab.ca) or call at 780-427-0010 or toll free at 310-0000.